

Florida State University
2015 Fall

Course: ECO2000-0002 : INTRO TO ECONOMICS

Instructor: Alice Ellyson

| 1 - The course materials helped me understand the subject matter. | | | | | |
|---|--------|-----------|------------|-------------------|----------|
| Response Option | Weight | Frequency | Percentage | Percent Responses | Mean |
| Strongly Agree | (5) | 4 | 66.67% | | 4.33 |
| Agree | (4) | 1 | 16.67% | | |
| Neutral | (3) | 0 | 0.00% | | |
| Disagree | (2) | 1 | 16.67% | | |
| Strongly Disagree | (1) | 0 | 0.00% | | |
| | | | | 0 25 50 75 100 | Question |
| Return Rate | 4.33 | 4.33 | | | |
| 6/41 (14.63%) | 4.33 | 1.21 | | | |

| 2 - The work required of me was appropriate based on course objectives. | | | | | |
|---|--------|-----------|------------|-------------------|----------|
| Response Option | Weight | Frequency | Percentage | Percent Responses | Mean |
| Strongly Agree | (5) | 4 | 66.67% | | 4.33 |
| Agree | (4) | 1 | 16.67% | | |
| Neutral | (3) | 0 | 0.00% | | |
| Disagree | (2) | 1 | 16.67% | | |
| Strongly Disagree | (1) | 0 | 0.00% | | |
| | | | | 0 25 50 75 100 | Question |
| Return Rate | 4.33 | 4.33 | | | |
| 6/41 (14.63%) | 4.33 | 1.21 | | | |

| 3 - The tests, project, etc. accurately measured what I learned in this course. | | | | | |
|---|--------|-----------|------------|-------------------|----------|
| Response Option | Weight | Frequency | Percentage | Percent Responses | Mean |
| Strongly Agree | (5) | 3 | 50.00% | | 4.17 |
| Agree | (4) | 2 | 33.33% | | |
| Neutral | (3) | 0 | 0.00% | | |
| Disagree | (2) | 1 | 16.67% | | |
| Strongly Disagree | (1) | 0 | 0.00% | | |
| | | | | 0 25 50 75 100 | Question |
| Return Rate | 4.17 | 4.17 | | | |
| 6/41 (14.63%) | 4.17 | 1.17 | | | |

| 4 - This course encouraged me to think critically. | | | | | |
|--|--------|-----------|------------|-------------------|----------|
| Response Option | Weight | Frequency | Percentage | Percent Responses | Mean |
| Strongly Agree | (5) | 3 | 60.00% | | 4.60 |
| Agree | (4) | 2 | 40.00% | | |
| Neutral | (3) | 0 | 0.00% | | |
| Disagree | (2) | 0 | 0.00% | | |
| Strongly Disagree | (1) | 0 | 0.00% | | |
| | | | | 0 25 50 75 100 | Question |
| Return Rate | 4.6 | 4.6 | | | |
| 5/41 (12.2%) | 4.6 | 0.55 | | | |

Florida State University
2015 Fall

Course: ECO2000-0002 : INTRO TO ECONOMICS

Instructor: Alice Ellyson

| 5 - I learned a great deal in this course. | | | | | |
|--|--------|-----------|------------|-------------------|----------|
| Response Option | Weight | Frequency | Percentage | Percent Responses | Mean |
| Strongly Agree | (5) | 5 | 83.33% | | 4.50 |
| Agree | (4) | 0 | 0.00% | | |
| Neutral | (3) | 0 | 0.00% | | |
| Disagree | (2) | 1 | 16.67% | | |
| Strongly Disagree | (1) | 0 | 0.00% | | |
| | | | | 0 25 50 75 100 | Question |
| Return Rate | 4.5 | 4.5 | | | |
| 6/41 (14.63%) | 4.5 | 1.22 | | | |

| 6 - Instructor(s) provided clear expectations for the course. | | | | | |
|---|--------|-----------|------------|-------------------|----------|
| Response Option | Weight | Frequency | Percentage | Percent Responses | Mean |
| Strongly Agree | (5) | 5 | 83.33% | | 4.33 |
| Agree | (4) | 0 | 0.00% | | |
| Neutral | (3) | 0 | 0.00% | | |
| Disagree | (2) | 0 | 0.00% | | |
| Strongly Disagree | (1) | 1 | 16.67% | | |
| | | | | 0 25 50 75 100 | Question |
| Return Rate | 4.33 | 4.33 | | | |
| 6/41 (14.63%) | 4.33 | 1.63 | | | |

| 7 - Instructor(s) communicated effectively. | | | | | |
|---|--------|-----------|------------|-------------------|----------|
| Response Option | Weight | Frequency | Percentage | Percent Responses | Mean |
| Strongly Agree | (5) | 2 | 33.33% | | 3.83 |
| Agree | (4) | 3 | 50.00% | | |
| Neutral | (3) | 0 | 0.00% | | |
| Disagree | (2) | 0 | 0.00% | | |
| Strongly Disagree | (1) | 1 | 16.67% | | |
| | | | | 0 25 50 75 100 | Question |
| Return Rate | 3.83 | 3.83 | | | |
| 6/41 (14.63%) | 3.83 | 1.47 | | | |

| 8 - Instructor(s) stimulated my interest in the subject matter. | | | | | |
|---|--------|-----------|------------|-------------------|----------|
| Response Option | Weight | Frequency | Percentage | Percent Responses | Mean |
| Strongly Agree | (5) | 2 | 33.33% | | 3.83 |
| Agree | (4) | 3 | 50.00% | | |
| Neutral | (3) | 0 | 0.00% | | |
| Disagree | (2) | 0 | 0.00% | | |
| Strongly Disagree | (1) | 1 | 16.67% | | |
| | | | | 0 25 50 75 100 | Question |
| Return Rate | 3.83 | 3.83 | | | |
| 6/41 (14.63%) | 3.83 | 1.47 | | | |

Florida State University
2015 Fall

Course: ECO2000-0002 : INTRO TO ECONOMICS

Instructor: Alice Ellyson

| 9 - Instructor(s) provided helpful feedback on my work. | | | | | |
|---|------------|------------|------------|-------------------|----------|
| Response Option | Weight | Frequency | Percentage | Percent Responses | Mean |
| Strongly Agree | (5) | 3 | 50.00% | | 3.50 |
| Agree | (4) | 1 | 16.67% | | |
| Neutral | (3) | 0 | 0.00% | | |
| Disagree | (2) | 0 | 0.00% | | |
| Strongly Disagree | (1) | 2 | 33.33% | | |
| 0 25 50 75 100 | | | | | Question |
| Return Rate | 3.5 | 3.5 | | | |
| 6/41 (14.63%) | 3.5 | 1.97 | | | |

| 10 - Instructor(s) demonstrated respect for students. | | | | | |
|---|-------------|-------------|------------|-------------------|----------|
| Response Option | Weight | Frequency | Percentage | Percent Responses | Mean |
| Strongly Agree | (5) | 5 | 83.33% | | 4.33 |
| Agree | (4) | 0 | 0.00% | | |
| Neutral | (3) | 0 | 0.00% | | |
| Disagree | (2) | 0 | 0.00% | | |
| Strongly Disagree | (1) | 1 | 16.67% | | |
| 0 25 50 75 100 | | | | | Question |
| Return Rate | 4.33 | 4.33 | | | |
| 6/41 (14.63%) | 4.33 | 1.63 | | | |





| 11 - Instructor(s) demonstrated mastery of the subject matter. | | | | | |
|--|----------|-----------|------------|-------------------|----------|
| Response Option | Weight | Frequency | Percentage | Percent Responses | Mean |
| Strongly Agree | (5) | 4 | 66.67% | | 4.00 |
| Agree | (4) | 0 | 0.00% | | |
| Neutral | (3) | 1 | 16.67% | | |
| Disagree | (2) | 0 | 0.00% | | |
| Strongly Disagree | (1) | 1 | 16.67% | | |
| 0 25 50 75 100 | | | | | Question |
| Return Rate | 4 | 4 | | | |
| 6/41 (14.63%) | 4 | 1.67 | | | |

| 12 - Overall course content rating. | | | | | |
|-------------------------------------|-------------|-------------|------------|-------------------|----------|
| Response Option | Weight | Frequency | Percentage | Percent Responses | Mean |
| Excellent | (5) | 4 | 66.67% | | 4.67 |
| Above Satisfactory | (4) | 2 | 33.33% | | |
| Satisfactory | (3) | 0 | 0.00% | | |
| Below Satisfactory | (2) | 0 | 0.00% | | |
| Poor | (1) | 0 | 0.00% | | |
| 0 25 50 75 100 | | | | | Question |
| Return Rate | 4.67 | 4.67 | | | |
| 6/41 (14.63%) | 4.67 | 0.52 | | | |

Florida State University
2015 Fall

Course: ECO2000-0002 : INTRO TO ECONOMICS

Instructor: Alice Ellyson

| 13 - Overall rating for Instructor(s) | | | | | |
|---------------------------------------|----------|-------------|------------|---|---|
| Response Option | Weight | Frequency | Percentage | Percent Responses | Mean |
| Excellent | (5) | 3 | 50.00% |  | 4.00  |
| Above Satisfactory | (4) | 2 | 33.33% |  | |
| Satisfactory | (3) | 0 | 0.00% | | |
| Below Satisfactory | (2) | 0 | 0.00% | | |
| Poor | (1) | 1 | 16.67% |  | |
| | | | | 0 25 50 75 100 | Question |
| Return Rate | 4 | 4 | | | |
| 6/41 (14.63%) | 4 | 1.55 | | | |